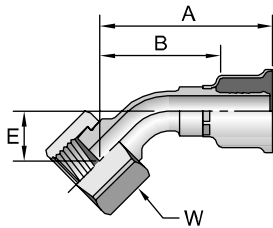


1J726

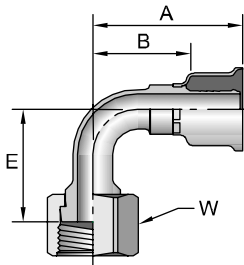
Female Seal-Lok® - Swivel - 45° Elbow



# Part Number	Thread		Hose I.D. inch	A		E		W inch	B	
	inch	inch		inch	mm	inch	mm		inch	mm
1J726-4-4	1/4	9/16x18	3/16	1.99	51	0.39	10	11/16	1.12	28
1J726-6-6	3/8	11/16x16	5/16	2.43	62	0.43	11	13/16	1.57	40
1J726-8-8	1/2	13/16x16	13/32	2.77	70	0.59	15	15/16	1.91	49
1J726-10-10	5/8	1x14	1/2	3.26	83	0.63	16	1-1/8	2.31	59
1J726-12-12	3/4	1-3/16x12	5/8	3.13	80	0.83	21	1-3/8	2.19	56
1J726-16-16	1	1-7/16x12	7/8	3.61	92	0.94	24	1-5/8	2.57	65
1J726-20-20	1-1/4	1-11/16x12	1-1/8	3.93	100	1.00	25	1-7/8	2.87	73

1J926

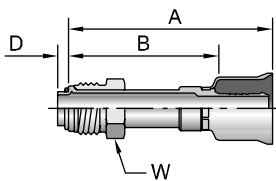
Female Seal-Lok® - Swivel - 90° Elbow - Short Drop



# Part Number	Thread		Hose I.D. inch	A		E		W inch	B	
	inch	inch		inch	mm	inch	mm		inch	mm
1J926-4-4	1/4	9/16x18	3/16	1.80	46	0.83	21	11/16	0.93	24
1J926-6-6	3/8	11/16x16	5/16	1.86	47	0.91	23	13/16	1.00	25
1J926-8-8	1/2	13/16X16	13/32	2.14	54	1.14	29	15/16	1.28	33
1J926-10-10	5/8	1x14	1/2	2.53	64	1.26	32	1-1/8	1.58	40
1J926-12-12	3/4	1-3/16x12	5/8	2.51	64	1.89	48	1-3/8	1.57	40
1J926-16-16	1	1-7/16X12	7/8	3.56	90	2.21	56	1-5/8	2.52	64
1J926-20-20	1-1/4	1-11/16X12	1-1/8	4.05	103	2.51	64	1-7/8	2.99	76

1S526

Male Tube-O - Swivel - Short Pilot



# Part Number	Thread		Hose I.D. inch	A		D		W inch	B	
	inch	inch		inch	mm	inch	mm		inch	mm
1S526-6-6	3/8	5/8x18	5/16	2.54	65	0.18	4,7	5/8	1.68	43
1S526-7-6	11/16	11/16x16	5/16	2.57	65	0.18	4,7	5/8	1.71	43
1S526-8-8	1/2	3/4x18	13/32	2.68	68	0.18	4,7	3/4	1.82	46
1S526-10-10	5/8	7/8x18	1/2	3.46	88	0.18	4,7	7/8	2.51	64
1S526-10-12	5/8	7/8x18	5/8	3.63	92	0.18	4,7	7/8	2.69	68
1S526-12-12	3/4	1-1/16x16	5/8	4.00	102	0.18	4,7	1-1/16	3.06	78

When measuring overall length to the end of the nut, B+D must be used to calculate cut-off allowance.

See Accessories Section for O-Rings.